

Financial Tearsheet

Company Overview

SANUWAVE Health, Inc. is an emerging regenerative medicine company focused on the development and commercialization of noninvasive, biological response activating devices for the repair and regeneration of tissue, musculoskeletal and vascular structures. SANUWAVE's portfolio of products and product candidates activate biologic signaling and angiogenic responses, including new vascularization and microcirculatory improvement, helping to restore the body's normal healing processes and regeneration.

Recent Financial News

Date	Headline
Mar 13, 2019	SANUWAVE Announces Plans to Attend a Total of Seven Medical and Investor Conferences in March, April and May
Mar 06, 2019	SANUWAVE, Proud Winner of the JWC 2019 Innovation in Chronic Wound Healing Award for dermaPACE®
Mar 05, 2019	SANUWAVE (SNWV) Stock: It's dermaPACE(R) Device, A Potential Blockbuster In The Making
Feb 25, 2019	Uptick Newswire Hosts SANUWAVE Health, Inc. on the Stock Day Podcast to Discuss their DermaPACE Placement Strategy
Feb 19, 2019	SANUWAVE'S Letter to Stakeholders

IR Contacts

INVESTOR RELATIONS

Lisa Sundstrom
Chief Financial Officer
T: 678-578-0103
investorrelations@sanuwave.com

TRANSFER AGENT

Action Stock Transfer Corporation
2469 E. Fort Union Blvd.
Suite 214
Salt Lake City, UT 84121
T: 801-274-1088
F: 801-274-1099
info@actionstocktransfer.com

AUDITOR

BDO USA, LLP

LEGAL COUNSEL

Smith, Gambrell & Russell, LLP

INVESTOR RELATIONS

Christopher Wynne
Millennium Park Capital LLC
T: 312-724-7845
cwynne@mparkcm.com















Stock Performance

Today's Open	0.1690
Volume	216,611
Day Range	0.1650 - 0.1849
52 Week Range	0.1352 - 0.6419
Bid/Ask	0.0000 / 0.0000
Bid/Ask Size	0 X 0
Previous Close	0.1650

Market Cap	11.66 million
Shares Outstanding	63.06 million
Dividend/Yield	0.0000 / 0.0000%
EPS (TTM)	-0.076217
P/E Ratio (TTM)	N/A

03/22/2019 03:50 PM ET	
Symbol	SNVV
Last Trade	\$0.1849
Change (%)	↑ 0.0199 (12.06%)
Volume	216611
Quotes delayed at least 20 mins.	

Recent XBRL Filings

Filing Date ▼	Form Type	Description	View
Nov 19, 2018	10-Q	Quarterly report	  
Aug 14, 2018	10-Q	Quarterly report	  
May 15, 2018	10-Q	Quarterly report	  
Apr 02, 2018	10-K/A	Annual report (Amendment)	 
Mar 29, 2018	10-K	Annual report	  

Management Team

Kevin A. Richardson, Chairman and Chief Executive Officer

Shri Parikh, President

Lisa Sundstrom, Chief Financial Officer

Peter Stegagno, Chief Operating Officer

Iulian Cioanta, PhD, Chief Technology and Science Officer

Melissa M. Miller, Director, Human Resources

Leon Lambry, Director, Quality and Regulatory Affairs

Board of Directors

Kevin A. Richardson, Chairman and Chief Executive Officer

John F. Nemelka, Director

Alan L. Rubino, Director

A. Michael Stolarski, Director

Dr. Maj-Britt Kaltoft, Director
